

425-6133

Toll Free 877-455-6886


'08-'16 Ford F250-550 Floor Plate Installation Instructions




Remove the 2 front seat bolts from the passenger side seat.



Remove the 2 covers and the two bolts from the rear of the passenger side seat. Remove passenger seat.




Remove the center console bolt using a T55 Hex Head.




Remove the 2 front seat bolts from the driver side seat.



Remove the 2 covers and the two bolts form the rear of the driver side seat. Remove driver seat.



Remove the center console bolt and now remove console.



Place the bolts into slots on floorplate now align feet with seat bolts and align bolts to holes on feet and tighten nuts.



Replace the driver and passenger seats and tighten the bolts reinstalling the seats to secure the floorplate.



Install Complete...