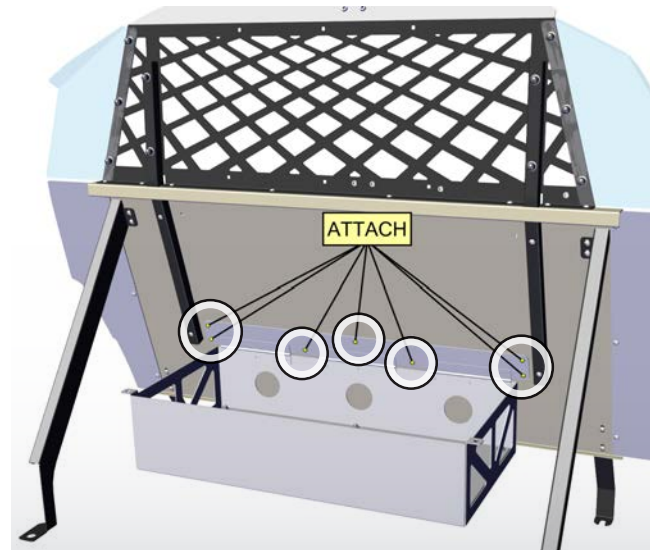
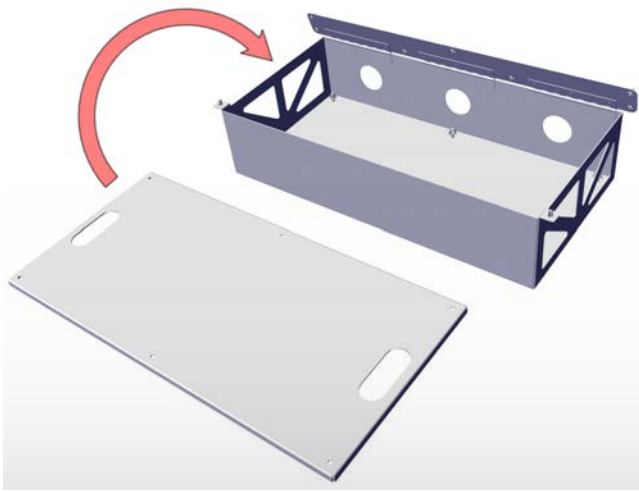


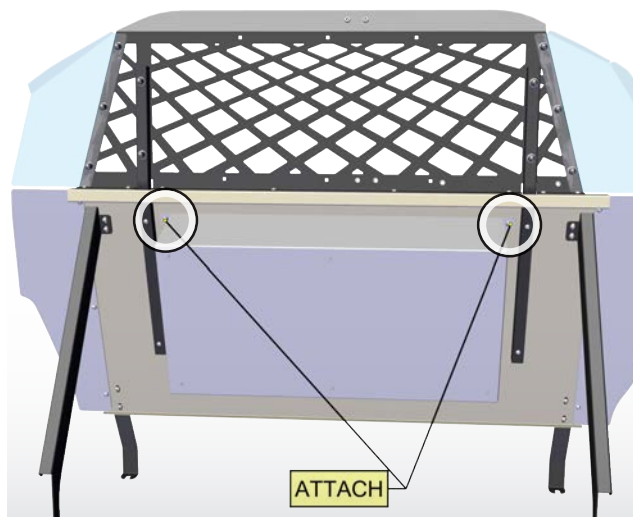
425-8001  
Ford PI Utility (2020+)  
Cargo Barrier Equipment Tray

Installation Instructions

If you have questions or need further assistance please call  
Technical Support: 1.877.455.6886



1. Attach and secure all equipment to the Removable Shelf before installation into the vehicle.
2. Secure the Removable Shelf inside the Equipment Tray with provided (6) flange nuts.
3. Attach the Equipment Tray Hinge to the rear of the Cargo Barrier with provided (7) button head cap screws.



4. Tilt the Equipment Tray up and secure at both corners with (2) socket head cap screws.

